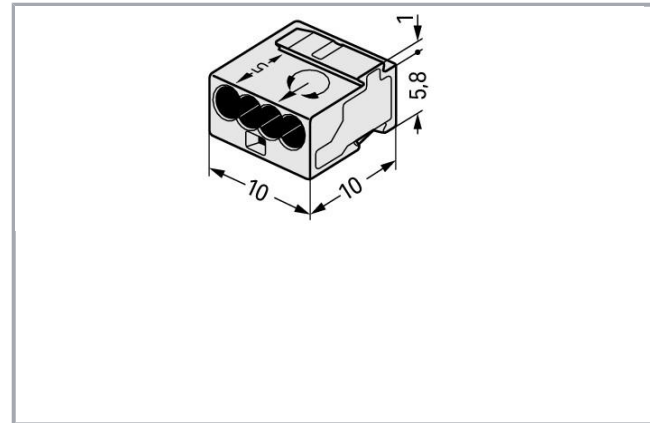


## Gegevensblad | Artikelnummer: 243-304

MICRO PUSH WIRE® connector for junction boxes; for solid conductors; 0.8 mm Ø; 4-conductor; light gray housing; light gray cover; Surrounding air temperature: max 60°C; light gray

[www.wago.com/243-304](http://www.wago.com/243-304)



RoHS  Compliant

BOMcheck.net

Kleur: ■

### Artikelbeschrijving

#### Safety information 1:

When using conductors of the same diameter, Ø 0.5 mm/24 AWG or Ø 1 mm/18 AWG are also possible.

### Gegevens

#### Electrical data

#### Ratings per IEC/EN 60664-1

Ratings per	EN 60664
Nominal voltage (II/2)	100 V
Rated surge voltage (II/2)	1,5 kV
Rated current	6 A
Legend (ratings)	(II / 2) ≙ Overvoltage category II / Pollution degree 2

Wijzigingen voorbehouden. Let ook op de verdere productdocumentatie!

WAGO BeLux nv  
Excelsiorlaan 11  
1930 Zaventem  
Telefoon.: +32 (0)2 717 90 90 | Fax: +32 (0)2 717 90 99  
E-mail: [info-be@wago.com](mailto:info-be@wago.com) | Web: [www.wago.be](http://www.wago.be)

Hebt u vragen over onze producten?  
U kunt ons telefonisch bereiken op het nr. +32 (0) 2 7179090.



## Connection data

Connection technology	PUSH WIRE®
Actuation type	Push-in
Connectable conductor materials	Copper
Conductor diameter	0.6 ... 0.8 mm
Strip length	5 ... 6 mm / 0.2 ... 0.24 inch
Total number of connection points	4
Total number of potentials	1
Number of connection types	1
Number of levels	1
Wiring type	Side-entry wiring

## Geometrical Data

Width	10 mm / 0.394 inch
Height	6.8 mm / 0.268 inch
Depth	10 mm / 0.394 inch

## Material Data

Color	light gray
Fire load	0,012 MJ
Weight	0,8g

## Environmental Requirements

Surrounding air temperature (operation)	60 ... 60 °C
Continuous operating temperature	105 ... 105 °C

## Commercial data

Packaging type	BOX
Country of origin	DE
GTIN	4044918440691
Customs tariff number	85369010000

## Vergunningen / certificaten

### Country specific Approvals

Logo	Vergunning	Norm	Certificaatsnaam
	CCA	EN 60998	NTR NL 7486

Wijzigingen voorbehouden. Let ook op de verdere productdocumentatie!

WAGO BeLux nv  
 Excelsiorlaan 11  
 1930 Zaventem  
 Telefoon.: +32 (0)2 717 90 90 | Fax: +32 (0)2 717 90 99  
 E-mail: [info-be@wago.com](mailto:info-be@wago.com) | Web: [www.wago.be](http://www.wago.be)

Hebt u vragen over onze producten?  
 U kunt ons telefonisch bereiken op het nr. +32 (0) 2 7179090.



DEKRA Certification B.V.

CSA  
DEKRA Certification B.V.

C22.2

70048857

CSA  
DEKRA Certification B.V.

C22.2



70048857

KEMA/KEUR  
DEKRA Certification B.V.


EN 60998

2193300.01

## Ship Approvals

Logo	Vergunning	Norm	Certificaatsnaam
	<b>ABS</b> American Bureau of Shipping	-	18-HG1755093-PDA
	<b>LR</b> Lloyds Register	EN 60998	04/20013 (E8)

## UL-Approvals

Logo	Vergunning	Norm	Certificaatsnaam
	<b>UR</b> Underwriters Laboratories Inc.	UL 1059	E45172

## Relevante producten

## Marking accessories

Artikelnummer: 210-332/575-103

Marking strips; as a DIN A4 sheet; MARKED; 1-12 (160x); Height of marker strip: 3 mm; Strip length 182 mm; Horizontal marking; Self-adhesive; white

[www.wago.com/210-332/575-103](http://www.wago.com/210-332/575-103)

Wijzigingen voorbehouden. Let ook op de verdere productdocumentatie!

WAGO BeLux nv  
 Excelsiorlaan 11  
 1930 Zaventem  
 Telefoon.: +32 (0)2 717 90 90 | Fax: +32 (0)2 717 90 99  
 E-mail: [info-be@wago.com](mailto:info-be@wago.com) | Web: [www.wago.be](http://www.wago.be)

Hebt u vragen over onze producten?  
 U kunt ons telefonisch bereiken op het nr. +32 (0) 2 7179090.

## Mounting adapter



**Artikelnummer: 243-112**

Mounting carrier; for 4 connectors; 243 Series; for DIN-35 rail mounting/screw mounting; orange

[www.wago.com/243-112](http://www.wago.com/243-112)



**Artikelnummer: 243-113**

Mounting carrier; for 6 connectors; 243 Series; for DIN-35 rail mounting/screw mounting; orange

[www.wago.com/243-113](http://www.wago.com/243-113)

## Downloads

### Documentation

#### Bid Text

243-304 GAEB X81 - Datei	19-feb-2019	xml 3,3 kB	Download
-----------------------------	-------------	---------------	----------

243-304 doc - Datei	17-mei-2017	doc 25,6 kB	Download
------------------------	-------------	----------------	----------

#### Additional Information

Technical explanations	3-apr-2019	pdf 2,1 MB	Download
------------------------	------------	---------------	----------

## CAD/CAE-Data

### CAD data

2D/3D Models 243-304	URL	Download
----------------------	-----	----------

### CAE data

EPLAN Data Portal 243-304	URL	Download
---------------------------	-----	----------

WSCAD Universe 243-304	URL	Download
------------------------	-----	----------

ZUKEN Portal 243-304	URL	Download
----------------------	-----	----------


## Gebruiksaanwijzingen

### Conductor termination


Wijzigingen voorbehouden. Let ook op de verdere productdocumentatie!

WAGO BeLux nv  
Excelsiorlaan 11  
1930 Zaventem  
Telefoon.: +32 (0)2 717 90 90 | Fax: +32 (0)2 717 90 99  
E-mail: [info-be@wago.com](mailto:info-be@wago.com) | Web: [www.wago.be](http://www.wago.be)


Hebt u vragen over onze producten?  
U kunt ons telefonisch bereiken op het nr. +32 (0) 2 7179090.



Strip solid conductors to 5 ... 6 mm (0.2 ... 0.24 inch).




Termination: Insert stripped solid conductor until it hits backstop.



Removal: Hold conductor to be removed and twist alternately left and right while pulling the connector.

### Installation




### Connector strips:

Assembling modular connectors into connector strips.


### Commoning

Wijzigingen voorbehouden. Let ook op de verdere productdocumentatie!



Commoned connector strips

### Testing




Testing via test ports opposite to conductor entry.

Wijzigingen voorbehouden. Let ook op de verdere productdocumentatie!

WAGO BeLux nv  
Excelsiorlaan 11  
1930 Zaventem  
Telefoon.: +32 (0)2 717 90 90 | Fax: +32 (0)2 717 90 99  
E-mail: [info-be@wago.com](mailto:info-be@wago.com) | Web: [www.wago.be](http://www.wago.be)

Hebt u vragen over onze producten?  
U kunt ons telefonisch bereiken op het nr. +32 (0) 2 7179090.



**WAGO's 243 Series MICRO PUSH WIRE®**  
Connectors for junction boxes can be used in both communication and alarm systems according to the VdS (German Association of Property Insurers) guidelines.

No general approval is given to PUSH WIRE® connectors by the VdS association. The connectors must be tested together with the different parts of the system.

The requirements for connectors are specified in the VdS guidelines for junction boxes (VdS 2116) in section 8.7: "The junction box connectors must be designed to guarantee a reliable and stable connection."

The verification of the fulfillment of these requirements is documented in the VDE test report No. 2574-1440-4031 for the insulated 243 Series PUSH WIRE® Connectors for junction boxes.

Wijzigingen voorbehouden. Let ook op de verdere productdocumentatie!