

Gegevens

Geometrical Data

Width	18.1 mm / 0.713 inch
Height from the surface	16.9 mm / 0.665 inch
Depth	52.8 mm / 2.079 inch

Mechanical data

Mounting type	Screw mount
Suitable	für 2-Leiter-Klemmen (4 mm ²)

Material Data

Color	black
Insulation material	Polyamide 66 (PA66)
Flammability class per UL94	V0

Wijzigingen voorbehouden. Let ook op de verdere productdocumentatie!



Weight	2,6 g
--------	-------

Commercial data

Packaging type	BOX
Country of origin	CN
GTIN	4055143595865
Customs tariff number	39269097900

Relevante producten

Marking accessories



Artikelnummer: 210-833
Marking strips; on reel; 6 mm wide; plain; Self-adhesive; white

www.wago.com/210-833

Downloads

Documentation

Bid Text

221-502/000-004 doc - Datei	4-jan-2018	doc 24,6 kB	Download
221-502/000-004 GAEB X81 - Datei	19-feb-2019	xml 2,8 kB	Download

Additional Information

Technical explanations	3-apr-2019	pdf 2,1 MB	Download
------------------------	------------	---------------	----------

CAD/CAE-Data

CAD data

2D/3D Models 221-502/000-004	URL	Download
------------------------------	-----	----------

CAE data


ZUKEN Portal 221-502/000-004	URL	Download
------------------------------	-----	----------

Wijzigingen voorbehouden. Let ook op de verdere productdocumentatie!


WAGO BeLux nv
Excelsiorlaan 11
1930 Zaventem
Telefoon.: +32 (0)2 717 90 90 | Fax: +32 (0)2 717 90 99
E-mail: info-be@wago.com | Web: www.wago.be

Hebt u vragen over onze producten?
U kunt ons telefonisch bereiken op het nr. +32 (0) 2 7179090.

Gebruiksaanwijzingen




Inserting a connector into the mounting carrier.




Removing a connector from the mounting carrier.

Conductor termination




Inserting a conductor.



Horizontal screw mounting




Vertical screw mounting



Horizontal mounting via snap-in foot

Wijzigingen voorbehouden. Let ook op de verdere productdocumentatie!



Vertical mounting via snap-in foot

Strain relief




Use a cable tie to secure the conductors to the strain relief plate.



The strain relief plate can be removed.

Testing



Testing a connector mounted on the carrier via test slot.


Application

Wijzigingen voorbehouden. Let ook op de verdere productdocumentatie!



Connecting a light to the mains.

Marking



Labeling

Wijzigingen voorbehouden. Let ook op de verdere productdocumentatie!