

RoHS Compliant

BOMcheck.net

Kleur: ■

Gegevens

Geometrical Data

Width	23.7 mm / 0.933 inch
Height	57.3 mm / 2.256 inch
Height from the surface	52.8 mm / 2.079 inch
Depth	16.9 mm / 0.665 inch

Mechanical data

Mounting type	mit Rastfuß für stehende Montage
Suitable	für 3-Leiter-Klemmen (4 mm ²)

Material Data

Color	black
-------	-------

Wijzigingen voorbehouden. Let ook op de verdere productdocumentatie!

WAGO BeLux nv
 Excelsiorlaan 11
 1930 Zaventem
 Telefoon.: +32 (0)2 717 90 90 | Fax: +32 (0)2 717 90 99
 E-mail: info-be@wago.com | Web: www.wago.be

Hebt u vragen over onze producten?
 U kunt ons telefonisch bereiken op het nr. +32 (0) 2 7179090.



Insulation material	Polyamide 66 (PA66)
Flammability class per UL94	V0
Weight	3,8 g

Commercial data

Packaging type	BOX
Country of origin	CN
GTIN	4055143640954
Customs tariff number	39269097900

Relevante producten**Marking accessories**

Artikelnummer: 210-833

Marking strips; on reel; 6 mm wide; plain; Self-adhesive; white

www.wago.com/210-833**Downloads****Documentation****Bid Text**

221-523/000-004 doc - Datei	4-jan-2018	doc 24,6 kB	Download
221-523/000-004 GAEB X81 - Datei	19-feb-2019	xml 2,8 kB	Download
Additional Information Technical explanations	3-apr-2019	pdf 2,1 MB	Download

CAD/CAE-Data**CAD data**

2D/3D Models 221-523/000-004	URL	Download
------------------------------	-----	----------

CAE data


ZUKEN Portal 221-523/000-004	URL	Download
------------------------------	-----	----------

Wijzigingen voorbehouden. Let ook op de verdere productdocumentatie!


WAGO BeLux nv
 Excelsiorlaan 11
 1930 Zaventem
 Telefoon.: +32 (0)2 717 90 90 | Fax: +32 (0)2 717 90 99
 E-mail: info-be@wago.com | Web: www.wago.be

Hebt u vragen over onze producten?
 U kunt ons telefonisch bereiken op het nr. +32 (0) 2 7179090.

Gebruiksaanwijzingen




Inserting a connector into the mounting carrier.



Removing a connector from the mounting carrier.

Conductor termination




Inserting a conductor.



Horizontal screw mounting




Vertical screw mounting



Horizontal mounting via snap-in foot

Wijzigingen voorbehouden. Let ook op de verdere productdocumentatie!



Vertical mounting via snap-in foot

Strain relief




Use a cable tie to secure the conductors to the strain relief plate.



The strain relief plate can be removed.

Testing



Testing a connector mounted on the carrier via test slot.


Application

Wijzigingen voorbehouden. Let ook op de verdere productdocumentatie!



Connecting a light to the mains.

Marking



Labeling

Wijzigingen voorbehouden. Let ook op de verdere productdocumentatie!