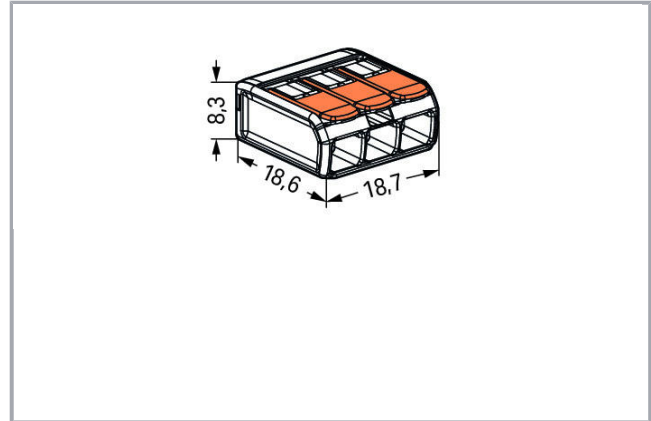


## Gegevensblad | Artikelnummer: 221-413

COMPACT Splicing Connector; for all conductor types; max. 4 mm<sup>2</sup>; 3-conductor; with levers; transparent housing; Surrounding air temperature: max 85°C (T85); 4,00 mm<sup>2</sup>; transparent

[www.wago.com/221-413](http://www.wago.com/221-413)



RoHS  Compliant [BOMcheck.net](https://www.bomcheck.net)



### Artikelbeschrijving

Your Benefits:

- Ease of use – pull the lever up, insert a conductor and push the lever back down

Wijzigingen voorbehouden. Let ook op de verdere productdocumentatie!

WAGO BeLux nv  
Excelsiorlaan 11  
1930 Zaventem  
Telefoon.: +32 (0)2 717 90 90 | Fax: +32 (0)2 717 90 99  
E-mail: [info-be@wago.com](mailto:info-be@wago.com) | Web: [www.wago.be](http://www.wago.be)

Hebt u vragen over onze producten?  
U kunt ons telefonisch bereiken op het nr. +32 (0) 2 7179090.



- Available as 2-, 3- and 5-wire connectors
- Easily terminate conductors from 0.14 to 4 mm<sup>2</sup>
- Connect solid, stranded and fine-stranded conductors
- Time savings for installers and device manufacturers
- Quickly install devices with higher levels of power consumption
- Safely install long cable runs with larger conductor cross sections
- Mounting carrier for installation conforms to standards
- Custom carriers are possible

**Safety information 1:**  
in grounded power lines

## Gegevens

### Electrical data

#### Ratings per IEC/EN 60664-1

Ratings per	EN 60664
Nominal voltage (II/2)	450 V
Rated surge voltage (II/2)	4 kV
Rated current	32 A
Legend (ratings)	(II / 2) ≙ Overvoltage category II / Pollution degree 2

#### Approvals per UL 1059

Rated voltage UL (Use Group C)	600 V
Rated current UL (Use Group C)	20 A

### Connection data

Connection technology	CAGE CLAMP®
Actuation type	Lever
Connectable conductor materials	Copper
Nominal cross-section	4 mm <sup>2</sup>
Solid conductor	0.2 ... 4 mm <sup>2</sup> / 24 ... 12 AWG
Stranded conductor	0.2 ... 4 mm <sup>2</sup> / 24 ... 12 AWG
Fine-stranded conductor	0.14 ... 4 mm <sup>2</sup> / 24 ... 12 AWG
Strip length	11 mm / 0.43 inch
Total number of connection points	3

Wijzigingen voorbehouden. Let ook op de verdere productdocumentatie!

WAGO BeLux nv  
Excelsiorlaan 11  
1930 Zaventem  
Telefoon.: +32 (0)2 717 90 90 | Fax: +32 (0)2 717 90 99  
E-mail: [info-be@wago.com](mailto:info-be@wago.com) | Web: [www.wago.be](http://www.wago.be)

Hebt u vragen over onze producten?  
U kunt ons telefonisch bereiken op het nr. +32 (0) 2 7179090.



Total number of potentials	1
Wiring type	Side-entry wiring

**Geometrical Data**

Width	18.7 mm / 0.736 inch
Height	8.3 mm / 0.327 inch
Depth	18.6 mm / 0.732 inch

**Material Data**

Color	transparent
Flammability class per UL94	V2
Color of actuator	orange
Weight	2,5 g



**Environmental Requirements**

Surrounding air temperature (operation)	85 ... 85 °C
Continuous operating temperature	105 ... 105 °C
Temperature marking per EN 60998	T85

**Commercial data**

Product Group	7 (Push Wire Conn.)
Packaging type	BOX
Country of origin	DE
GTIN	4050821808442
Customs tariff number	85369010000

**Vergunningen / certificaten****Country specific Approvals**




Logo	Vergunning	Norm	Certificaatsnaam
	CCA DEKRA Certification B.V.	EN 60998	NTR NL-7642
	CCA DEKRA Certification B.V.	EN 60998	71-101731

Wijzigingen voorbehouden. Let ook op de verdere productdocumentatie!



WAGO BeLux nv  
 Excelsiorlaan 11  
 1930 Zaventem  
 Telefoon.: +32 (0)2 717 90 90 | Fax: +32 (0)2 717 90 99  
 E-mail: [info-be@wago.com](mailto:info-be@wago.com) | Web: [www.wago.be](http://www.wago.be)

Hebt u vragen over onze producten?  
 U kunt ons telefonisch bereiken op het nr. +32 (0) 2 7179090.

## Ship Approvals





Logo	Vergunning	Norm	Certificaatsnaam
	<b>ABS</b> American Bureau of Shipping	-	18-HG1755093-PDA
	<b>DNV GL</b> Det Norske Veritas, Germanischer Lloyd	EN 60998	TAE000015T
	<b>LR</b> Lloyds Register	EN 60998	04/20013 (E8)

## UL-Approvals

Logo	Vergunning	Norm	Certificaatsnaam
	<b>UL</b> Underwriters Laboratories Inc.	UL 467	E201573
	<b>UL</b> Underwriters Laboratories Inc.	UL 486C	E69654

## Relevante producten






## Mounting adapter

	<b>Artikelnummer: 221-500</b> Mounting carrier; 221 Series - 4 mm <sup>2</sup> ; for DIN-35 rail mounting/screw mounting; orange	<a href="http://www.wago.com/221-500">www.wago.com/221-500</a>
	<b>Artikelnummer: 221-500/000-006</b> Mounting carrier; 221 Series - 4 mm <sup>2</sup> ; for DIN-35 rail mounting/screw mounting; blue	<a href="http://www.wago.com/221-500/000-006">www.wago.com/221-500/000-006</a>
	<b>Artikelnummer: 221-500/000-053</b> Mounting carrier; 221 Series - 4 mm <sup>2</sup> ; for DIN-35 rail mounting/screw mounting; dark gray-yellow	<a href="http://www.wago.com/221-500/000-053">www.wago.com/221-500/000-053</a>
	<b>Artikelnummer: 221-503</b> Mounting carrier; for 3-conductor terminal blocks; 221 Series - 4 mm <sup>2</sup> ; for screw mounting; white	<a href="http://www.wago.com/221-503">www.wago.com/221-503</a>

Wijzigingen voorbehouden. Let ook op de verdere productdocumentatie!

WAGO BeLux nv  
 Excelsiorlaan 11  
 1930 Zaventem  
 Telefoon.: +32 (0)2 717 90 90 | Fax: +32 (0)2 717 90 99  
 E-mail: [info-be@wago.com](mailto:info-be@wago.com) | Web: [www.wago.be](http://www.wago.be)

Hebt u vragen over onze producten?  
 U kunt ons telefonisch bereiken op het nr. +32 (0) 2 7179090.

	<b>Artikelnummer: 221-503/000-004</b> Mounting carrier; for 3-conductor terminal blocks; 221 Series - 4 mm²; for screw mounting; black	<a href="http://www.wago.com/221-503/000-004">www.wago.com/221-503/000-004</a>
	<b>Artikelnummer: 221-513</b> Mounting carrier; for 3-conductor terminal blocks; 221 Series - 4 mm²; with snap-in mounting foot for horizontal mounting; white	<a href="http://www.wago.com/221-513">www.wago.com/221-513</a>
	<b>Artikelnummer: 221-513/000-004</b> Mounting carrier; for 3-conductor terminal blocks; 221 Series - 4 mm²; with snap-in mounting foot for horizontal mounting; black	<a href="http://www.wago.com/221-513/000-004">www.wago.com/221-513/000-004</a>
	<b>Artikelnummer: 221-523</b> Mounting carrier; for 3-conductor terminal blocks; 221 Series - 4 mm²; with snap-in mounting foot for vertical mounting; white	<a href="http://www.wago.com/221-523">www.wago.com/221-523</a>
	<b>Artikelnummer: 221-523/000-004</b> Mounting carrier; for 3-conductor terminal blocks; 221 Series - 4 mm²; with snap-in mounting foot for vertical mounting; black	<a href="http://www.wago.com/221-523/000-004">www.wago.com/221-523/000-004</a>

## Downloads

### Documentation

#### Bid Text

221-413 GAEB X81 - Datei	19-feb-2019	xml 3,5 kB	Download
221-413 GAEB docx - Datei	23-jan-2019	docx 15,7 kB	Download
<b>Additional Information</b> Technical explanations	3-apr-2019	pdf 2,1 MB	Download

## CAD/CAE-Data

### CAD data

2D/3D Models 221-413	URL	Download
----------------------	-----	----------

### CAE data

EPLAN Data Portal 221-413	URL	Download
ZUKEN Portal 221-413	URL	Download

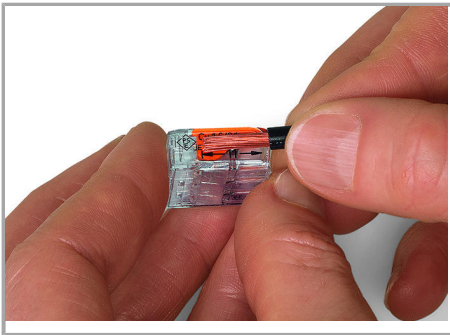
Wijzigingen voorbehouden. Let ook op de verdere productdocumentatie!

WAGO BeLux nv  
Excelsiorlaan 11  
1930 Zaventem  
Telefoon.: +32 (0)2 717 90 90 | Fax: +32 (0)2 717 90 99  
E-mail: [info-be@wago.com](mailto:info-be@wago.com) | Web: [www.wago.be](http://www.wago.be)


Hebt u vragen over onze producten?  
U kunt ons telefonisch bereiken op het nr. +32 (0) 2 7179090.

## Gebruiksaanwijzingen


### Conductor termination



Strip conductor to 11 mm (0.43 inch).




Termination: Lift the lever to open the clamping unit and insert a stripped conductor.




Then, lower the lever to close the clamp.

### Application



Wiring fine-stranded conductors in a junction box.



Custom low-voltage lighting system




Lighting distribution in ceiling canopy



Pendant light connection in suspended ceilings

Wijzigingen voorbehouden. Let ook op de verdere productdocumentatie!



COMPACT Splicing Connectors for All  
Conductor Types, 4 mm<sup>2</sup> (12 AWG), 221  
Series

Wijzigingen voorbehouden. Let ook op de verdere productdocumentatie!

---

WAGO BeLux nv  
Excelsiorlaan 11  
1930 Zaventem  
Telefoon.: +32 (0)2 717 90 90 | Fax: +32 (0)2 717 90 99  
E-mail: [info-be@wago.com](mailto:info-be@wago.com) | Web: [www.wago.be](http://www.wago.be)

Hebt u vragen over onze producten?  
U kunt ons telefonisch bereiken op het nr. +32 (0) 2 7179090.



**Compact, lever-operated splicing connectors:**

Tool-free connection of up to five stripped, fine-stranded conductors from 0.14 ... 4 mm<sup>2</sup>, as well as solid or stranded conductors from 0.2 ... 4 mm<sup>2</sup> (24 ... 12 AWG).

**How these work:**

Pull up one of the orange operating levers to open the clamping unit. Then insert the conductor and push the lever back down, flush with the connector housing.

**Safety:**

The specially designed rest position of the lever reliably prevents accidental unclamping of a connected conductor.

Application safety, for any type of conductor (solid, stranded, fine-stranded), is confirmed by approvals like ENEC or UL.

Wijzigingen voorbehouden. Let ook op de verdere productdocumentatie!