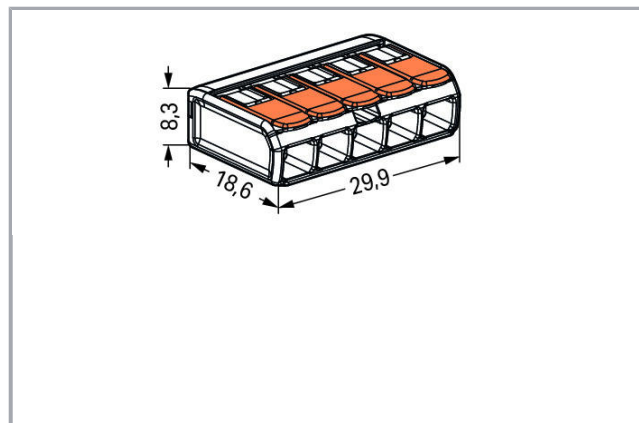



## Gegevensblad | Artikelnummer: 221-415

COMPACT Splicing Connector; for all conductor types; max. 4 mm<sup>2</sup>; 5-conductor; with levers; transparent housing; Surrounding air temperature: max 85°C (T85); 4,00 mm<sup>2</sup>; transparent

[www.wago.com/221-415](http://www.wago.com/221-415)



RoHS  Compliant [BOMcheck.net](https://www.bomcheck.net)



### Artikelbeschrijving

Your Benefits:

- Ease of use – pull the lever up, insert a conductor and push the lever back down
- Available as 2-, 3- and 5-wire connectors
- Easily terminate conductors from 0.14 to 4 mm<sup>2</sup>

Wijzigingen voorbehouden. Let ook op de verdere productdocumentatie!

WAGO BeLux nv  
Excelsiorlaan 11  
1930 Zaventem  
Telefoon.: +32 (0)2 717 90 90 | Fax: +32 (0)2 717 90 99  
E-mail: [info-be@wago.com](mailto:info-be@wago.com) | Web: [www.wago.be](http://www.wago.be)

Hebt u vragen over onze producten?  
U kunt ons telefonisch bereiken op het nr. +32 (0) 2 7179090.



- Connect solid, stranded and fine-stranded conductors
- Time savings for installers and device manufacturers
- Quickly install devices with higher levels of power consumption
- Safely install long cable runs with larger conductor cross sections
- Mounting carrier for installation conforms to standards
- Custom carriers are possible

**Safety information 1:**

in grounded power lines

**Gegevens****Electrical data****Ratings per IEC/EN 60664-1**

Ratings per	EN 60664
Nominal voltage (II/2)	450 V
Rated surge voltage (II/2)	4 kV
Rated current	32 A
Legend (ratings)	(II / 2) $\triangleq$ Overvoltage category II / Pollution degree 2

**Approvals per UL 1059**

Rated voltage UL (Use Group C)	600 V
Rated current UL (Use Group C)	20 A

**Connection data**

Connection technology	CAGE CLAMP <sup>®</sup>
Actuation type	Lever
Connectable conductor materials	Copper
Nominal cross-section	4 mm <sup>2</sup>
Solid conductor	0.2 ... 4 mm <sup>2</sup> / 24 ... 12 AWG
Stranded conductor	0.2 ... 4 mm <sup>2</sup> / 24 ... 12 AWG
Fine-stranded conductor	0.14 ... 4 mm <sup>2</sup> / 24 ... 12 AWG
Strip length	11 mm / 0.43 inch
Total number of connection points	5
Total number of potentials	1
Wiring type	Side-entry wiring

Wijzigingen voorbehouden. Let ook op de verdere productdocumentatie!

WAGO BeLux nv  
 Excelsiorlaan 11  
 1930 Zaventem  
 Telefoon.: +32 (0)2 717 90 90 | Fax: +32 (0)2 717 90 99  
 E-mail: [info-be@wago.com](mailto:info-be@wago.com) | Web: [www.wago.be](http://www.wago.be)

Hebt u vragen over onze producten?  
 U kunt ons telefonisch bereiken op het nr. +32 (0) 2 7179090.

## Geometrical Data

Width	29.9 mm / 1.177 inch
Height	8.3 mm / 0.327 inch
Depth	18.6 mm / 0.732 inch

## Material Data

Color	transparent
Flammability class per UL94	V2
Color of actuator	orange
Weight	4 g

## Environmental Requirements



Surrounding air temperature (operation)	85 ... 85 °C
Continuous operating temperature	105 ... 105 °C
Temperature marking per EN 60998	T85

## Commercial data

Product Group	7 (Push Wire Conn.)
Packaging type	BOX
Country of origin	DE
GTIN	4055143234658
Customs tariff number	85369010000

## Vergunningen / certificaten

### Country specific Approvals

Logo	Vergunning	Norm	Certificaatsnaam
	CCA DEKRA Certification B.V.	EN 60998	NTR NL-7642
	CCA DEKRA Certification B.V.	EN 60998	71-101731

### Ship Approvals

Logo	Vergunning	Norm	Certificaatsnaam
	ABS	-	18-HG1755093-

Wijzigingen voorbehouden. Let ook op de verdere productdocumentatie!



American Bureau of Shipping

PDA


**DNV GL**  
 Det Norske Veritas, Germanischer Lloyd

EN 60998



TAE000015T


**LR**  
 Lloyds Register

EN 60998






04/20013 (E8)

### UL-Approvals

Logo	Vergunning	Norm	Certificaatsnaam
	<b>UL</b> Underwriters Laboratories Inc.	UL 467	E201573
	<b>UL</b> Underwriters Laboratories Inc.	UL 486C	E69654

### Relevante producten

#### Mounting adapter

	<b>Artikelnummer: 221-500</b> Mounting carrier; 221 Series - 4 mm <sup>2</sup> ; for DIN-35 rail mounting/screw mounting; orange	<a href="http://www.wago.com/221-500">www.wago.com/221-500</a>
	<b>Artikelnummer: 221-500/000-006</b> Mounting carrier; 221 Series - 4 mm <sup>2</sup> ; for DIN-35 rail mounting/screw mounting; blue	<a href="http://www.wago.com/221-500/000-006">www.wago.com/221-500/000-006</a>
	<b>Artikelnummer: 221-500/000-053</b> Mounting carrier; 221 Series - 4 mm <sup>2</sup> ; for DIN-35 rail mounting/screw mounting; dark gray-yellow	<a href="http://www.wago.com/221-500/000-053">www.wago.com/221-500/000-053</a>
	<b>Artikelnummer: 221-505</b> Mounting carrier; for 5-conductor terminal blocks; 221 Series - 4 mm <sup>2</sup> ; for screw mounting; white	<a href="http://www.wago.com/221-505">www.wago.com/221-505</a>
	<b>Artikelnummer: 221-505/000-004</b> Mounting carrier; for 5-conductor terminal blocks; 221 Series - 4 mm <sup>2</sup> ; for screw mounting; black	<a href="http://www.wago.com/221-505/000-004">www.wago.com/221-505/000-004</a>
	<b>Artikelnummer: 221-515</b>	

Wijzigingen voorbehouden. Let ook op de verdere productdocumentatie!

WAGO BeLux nv  
 Excelsiorlaan 11  
 1930 Zaventem  
 Telefoon.: +32 (0)2 717 90 90 | Fax: +32 (0)2 717 90 99  
 E-mail: [info-be@wago.com](mailto:info-be@wago.com) | Web: [www.wago.be](http://www.wago.be)

Hebt u vragen over onze producten?  
 U kunt ons telefonisch bereiken op het nr. +32 (0) 2 7179090.



Mounting carrier; for 5-conductor terminal blocks; 221 Series - 4 mm<sup>2</sup>; with snap-in mounting foot for horizontal mounting; white [www.wago.com/221-515](http://www.wago.com/221-515)



**Artikelnummer: 221-515/000-004**  
Mounting carrier; for 5-conductor terminal blocks; 221 Series - 4 mm<sup>2</sup>; with snap-in mounting foot for horizontal mounting; black [www.wago.com/221-515/000-004](http://www.wago.com/221-515/000-004)



**Artikelnummer: 221-525**  
Mounting carrier; for 5-conductor terminal blocks; 221 Series - 4 mm<sup>2</sup>; with snap-in mounting foot for vertical mounting; white [www.wago.com/221-525](http://www.wago.com/221-525)



**Artikelnummer: 221-525/000-004**  
Mounting carrier; for 5-conductor terminal blocks; 221 Series - 4 mm<sup>2</sup>; with snap-in mounting foot for vertical mounting; black [www.wago.com/221-525/000-004](http://www.wago.com/221-525/000-004)

## Downloads

### Documentation

#### Bid Text

221-415 GAEB docx - Datei	23-jan-2019	docx 15,7 kB	Download
------------------------------	-------------	-----------------	----------

221-415 GAEB X81 - Datei	19-feb-2019	xml 3,5 kB	Download
-----------------------------	-------------	---------------	----------

#### Additional Information

Technical explanations	3-apr-2019	pdf 2,1 MB	Download
------------------------	------------	---------------	----------

## CAD/CAE-Data

### CAD data

2D/3D Models 221-415	URL	Download
----------------------	-----	----------

### CAE data

EPLAN Data Portal 221-415	URL	Download
---------------------------	-----	----------

ZUKEN Portal 221-415	URL	Download
----------------------	-----	----------


## Gebruiksaanwijzingen

### Conductor termination


Wijzigingen voorbehouden. Let ook op de verdere productdocumentatie!

WAGO BeLux nv  
Excelsiorlaan 11  
1930 Zaventem  
Telefoon.: +32 (0)2 717 90 90 | Fax: +32 (0)2 717 90 99  
E-mail: [info-be@wago.com](mailto:info-be@wago.com) | Web: [www.wago.be](http://www.wago.be)


Hebt u vragen over onze producten?  
U kunt ons telefonisch bereiken op het nr. +32 (0) 2 7179090.



Strip conductor to 11 mm (0.43 inch).




Termination: Lift the lever to open the clamping unit and insert a stripped conductor.




Then, lower the lever to close the clamp.

### Application



Wiring fine-stranded conductors in a junction box.



Custom low-voltage lighting system




Lighting distribution in ceiling canopy



Pendant light connection in suspended ceilings

Wijzigingen voorbehouden. Let ook op de verdere productdocumentatie!



COMPACT Splicing Connectors for All  
Conductor Types, 4 mm<sup>2</sup> (12 AWG), 221  
Series

Wijzigingen voorbehouden. Let ook op de verdere productdocumentatie!

WAGO BeLux nv  
Excelsiorlaan 11  
1930 Zaventem  
Telefoon.: +32 (0)2 717 90 90 | Fax: +32 (0)2 717 90 99  
E-mail: [info-be@wago.com](mailto:info-be@wago.com) | Web: [www.wago.be](http://www.wago.be)

Hebt u vragen over onze producten?  
U kunt ons telefonisch bereiken op het nr. +32 (0) 2 7179090.



**Compact, lever-operated splicing connectors:**

Tool-free connection of up to five stripped, fine-stranded conductors from 0.14 ... 4 mm<sup>2</sup>, as well as solid or stranded conductors from 0.2 ... 4 mm<sup>2</sup> (24 ... 12 AWG).

**How these work:**

Pull up one of the orange operating levers to open the clamping unit. Then insert the conductor and push the lever back down, flush with the connector housing.

**Safety:**

The specially designed rest position of the lever reliably prevents accidental unclamping of a connected conductor.

Application safety, for any type of conductor (solid, stranded, fine-stranded), is confirmed by approvals like ENEC or UL.

Wijzigingen voorbehouden. Let ook op de verdere productdocumentatie!