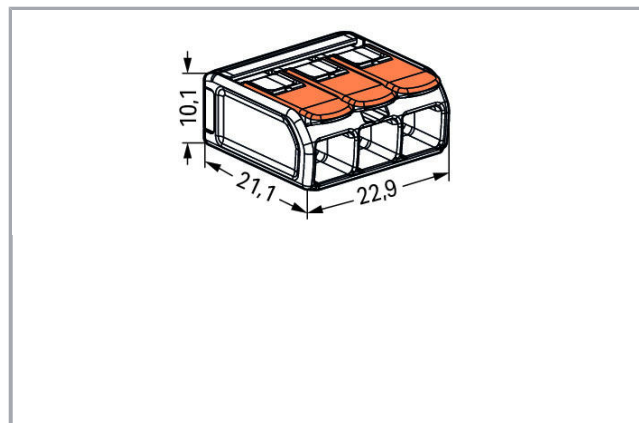
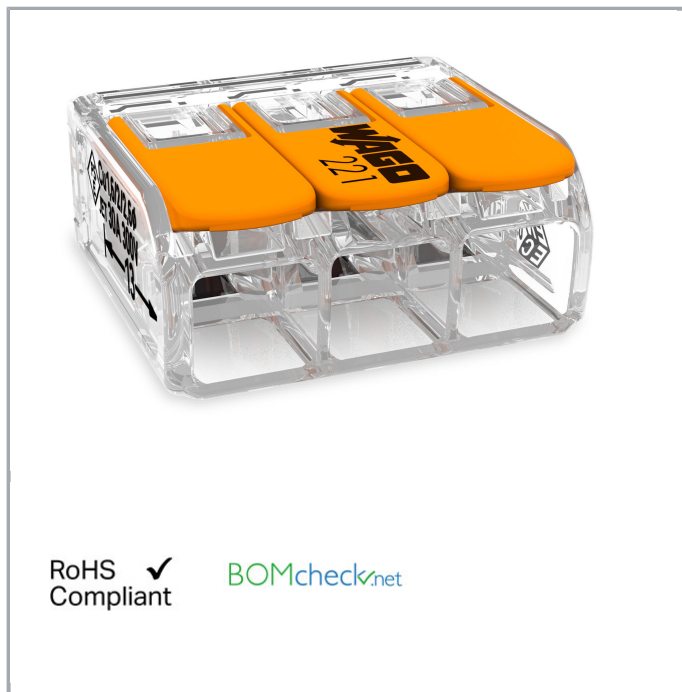


Gegevensblad | Artikelnummer: 221-613

COMPACT Splicing Connector; for all conductor types; max. 6 mm²; 3-conductor; with levers; transparent housing; Surrounding air temperature: max 85°C (T85); 6,00 mm²; transparent

www.wago.com/221-613



RoHS ✓
Compliant

[BOMcheck.net](https://www.bomcheck.net)



Artikelbeschrijving

Wijzigingen voorbehouden. Let ook op de verdere productdocumentatie!

WAGO BeLux nv
Excelsiorlaan 11
1930 Zaventem
Telefoon.: +32 (0)2 717 90 90 | Fax: +32 (0)2 717 90 99
E-mail: info-be@wago.com | Web: www.wago.be

Hebt u vragen over onze producten?
U kunt ons telefonisch bereiken op het nr. +32 (0) 2 7179090.



Your Benefits:

- Ease of use – pull the lever up, insert a conductor and push the lever back down
- Available as 2-, 3- and 5-wire connectors
- Easily terminate conductors from 0.5 to 6 mm²
- Connection of all conductor types
- Time savings for installers and device manufacturers
- Quickly install devices with higher levels of power consumption
- Safely install long cable runs with larger conductor cross sections
- Mounting carrier for installation conforms to standards
- Custom carriers are possible

Safety information 1:

in grounded power lines

Gegevens

Electrical data

Ratings per IEC/EN 60664-1

| | |
|----------------------------|---|
| Ratings per | EN 60664 |
| Nominal voltage (II/2) | 450 V |
| Rated surge voltage (II/2) | 4 kV |
| Rated current | 41 A |
| Legend (ratings) | (II / 2) ≙ Overvoltage category II / Pollution degree 2 |

Approvals per UL 1059

| | |
|--------------------------------|-------|
| Rated voltage UL (Use Group C) | 600 V |
| Rated current UL (Use Group C) | 30 A |

Connection data

| | |
|---------------------------------|---|
| Connection technology | CAGE CLAMP® |
| Actuation type | Lever |
| Connectable conductor materials | Copper |
| Nominal cross-section | 6 mm ² |
| Solid conductor | 0.5 ... 6 mm ² / 20 ... 10 AWG |
| Stranded conductor | 0.5 ... 6 mm ² / 20 ... 10 AWG |
| Fine-stranded conductor | 0.5 ... 6 mm ² / 20 ... 10 AWG |

Wijzigingen voorbehouden. Let ook op de verdere productdocumentatie!

WAGO BeLux nv
 Excelsiorlaan 11
 1930 Zaventem
 Telefoon.: +32 (0)2 717 90 90 | Fax: +32 (0)2 717 90 99
 E-mail: info-be@wago.com | Web: www.wago.be

Hebt u vragen over onze producten?
 U kunt ons telefonisch bereiken op het nr. +32 (0) 2 7179090.



| | |
|-----------------------------------|-----------------------------------|
| Strip length | 12 ... 14 mm / 0.47 ... 0.55 inch |
| Total number of connection points | 3 |
| Total number of potentials | 1 |
| Wiring type | Side-entry wiring |

Geometrical Data

| | |
|--------|----------------------|
| Width | 22.9 mm / 0.902 inch |
| Height | 10.1 mm / 0.398 inch |
| Depth | 21.1 mm / 0.831 inch |

Material Data

| | |
|-----------------------------|-------------|
| Color | transparent |
| Flammability class per UL94 | V2 |
| Color of actuator | orange |
| Weight | 4 g |

Environmental Requirements


| | |
|---|----------------|
| Surrounding air temperature (operation) | 85 ... 85 °C |
| Continuous operating temperature | 105 ... 105 °C |
| Temperature marking per EN 60998 | T85 |

Commercial data

| | |
|-----------------------|---------------|
| Packaging type | BOX |
| Country of origin | CH |
| GTIN | 4055143715416 |
| Customs tariff number | 85369010000 |

Vergunningen / certificaten

Country specific Approvals

| Logo | Vergunning | Norm | Certificaatsnaam |
|--|---------------------------------------|----------|------------------|
|  | KEMA/KEUR DEKRA Certification B.V. | EN 60998 | 71-105677 |

Ship Approvals

| Logo | Vergunning | Norm | Certificaatsnaam |
|------|------------|------|------------------|
|------|------------|------|------------------|

Wijzigingen voorbehouden. Let ook op de verdere productdocumentatie!




WAGO BeLux nv
 Excelsiorlaan 11
 1930 Zaventem
 Telefoon.: +32 (0)2 717 90 90 | Fax: +32 (0)2 717 90 99
 E-mail: info-be@wago.com | Web: www.wago.be

Hebt u vragen over onze producten?
 U kunt ons telefonisch bereiken op het nr. +32 (0) 2 7179090.

| | | | |
|--|---|----------|------------------|
|  | ABS American Bureau of Shipping | EN 60998 | 18-HG1755093-PDA |
|  | DNV GL Det Norske Veritas, Germanischer Lloyd | EN 60998 | TAE000015T |
|  | LR Lloyds Register | EN 60998 | 04/20013 (E8) |
| UL-Approvals | | | |
| Logo | Vergunning | Norm | Certificaatsnaam |
|  | UL Underwriters Laboratories Inc. | UL 467 | E201573 |
|  | UL Underwriters Laboratories Inc. | UL 486C | E69654 |

Relevante producten

Mounting adapter

| | | |
|--|---|--|
|  | Artikelnummer: 221-510 Mounting carrier; 221 Series - 6 mm ² ; for DIN-35 rail mounting/screw mounting; orange | www.wago.com/221-510 |
|  | Artikelnummer: 221-510/000-006 Mounting carrier; 221 Series - 6 mm ² ; for DIN-35 rail mounting/screw mounting; blue | www.wago.com/221-510/000-006 |
|  | Artikelnummer: 221-510/000-053 Mounting carrier; 221 Series - 6 mm ² ; for DIN-35 rail mounting/screw mounting; dark gray-yellow | www.wago.com/221-510/000-053 |

Downloads

Documentation

Bid Text

| | | | |
|---------|-------------|-----|----------|
| 221-613 | 19-feb-2019 | xml | Download |
|---------|-------------|-----|----------|

Wijzigingen voorbehouden. Let ook op de verdere productdocumentatie!

WAGO BeLux nv
Excelsiorlaan 11
1930 Zaventem
Telefoon.: +32 (0)2 717 90 90 | Fax: +32 (0)2 717 90 99
E-mail: info-be@wago.com | Web: www.wago.be

Hebt u vragen over onze producten?
U kunt ons telefonisch bereiken op het nr. +32 (0) 2 7179090.

| | | | | |
|---|-------------|------|---------|----------|
| GAEB X81 - Datei | | | 3,6 kB | |
| 221-613 GAEB docx - Datei | 23-jan-2019 | docx | 15,4 kB | Download |
| Additional Information Technical explanations | 3-apr-2019 | pdf | 2,1 MB | Download |

CAD/CAE-Data

CAD data

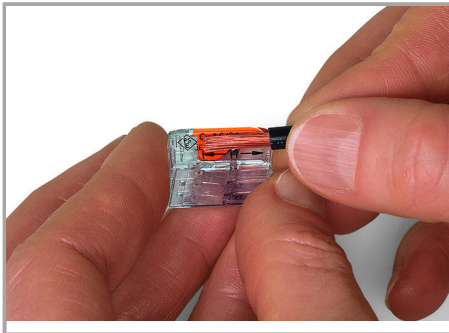
| | | | |
|----------------------|--|-----|----------|
| 2D/3D Models 221-613 | | URL | Download |
|----------------------|--|-----|----------|

CAE data


| | | | |
|----------------------|--|-----|----------|
| ZUKEN Portal 221-613 | | URL | Download |
|----------------------|--|-----|----------|

Gebruiksaanwijzingen


Conductor termination



Strip conductor to 11 mm (0.43 inch).




Termination: Lift the lever to open the clamping unit and insert a stripped conductor.




Then, lower the lever to close the clamp.

Application

Wijzigingen voorbehouden. Let ook op de verdere productdocumentatie!



Wiring fine-stranded conductors in a junction box.




Custom low-voltage lighting system



Lighting distribution in ceiling canopy



Pendant light connection in suspended ceilings



COMPACT Splicing Connectors for All Conductor Types, 4 mm² (12 AWG), 221 Series

Wijzigingen voorbehouden. Let ook op de verdere productdocumentatie!