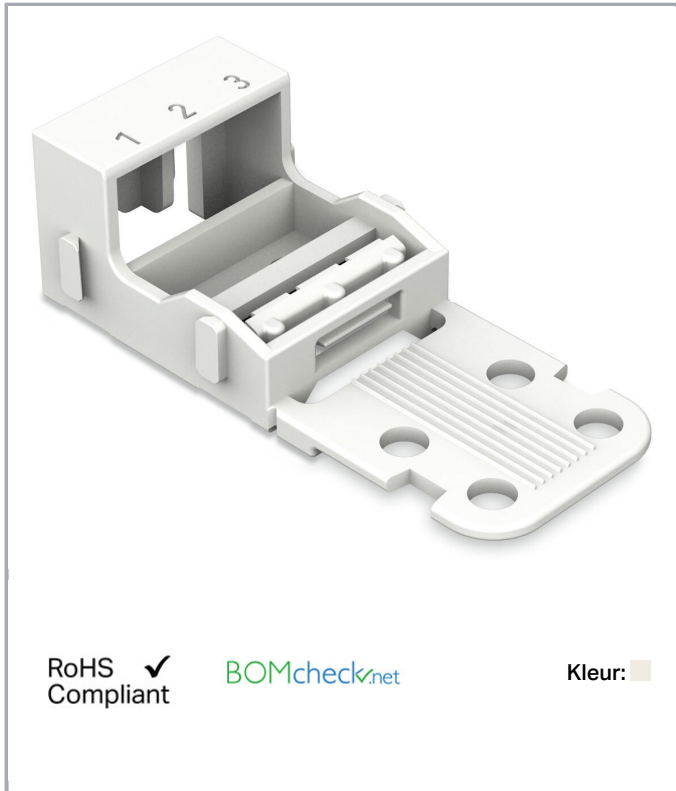


## Gegevensblad | Artikelnummer: 221-503

Mounting carrier; for 3-conductor terminal blocks; 221 Series - 4 mm<sup>2</sup>; for screw mounting; white

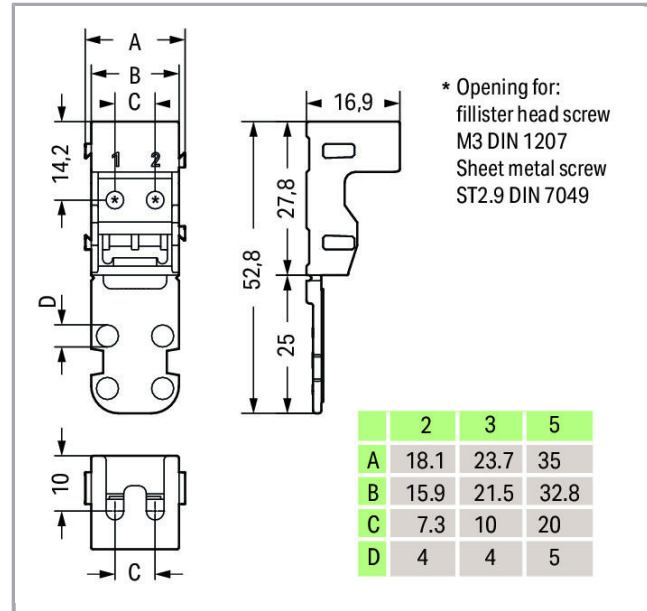
[www.wago.com/221-503](http://www.wago.com/221-503)



RoHS  Compliant

BOMcheck.net

Kleur:  



### Gegevens

#### Geometrical Data

Width	23.7 mm / 0.933 inch
Height from the surface	16.9 mm / 0.665 inch
Depth	52.8 mm / 2.079 inch

#### Mechanical data

Mounting type	Screw mount
Suitable	für 3-Leiter-Klemmen (4 mm <sup>2</sup> )

#### Material Data

Color	white
Insulation material	Polyamide 66 (PA66)

Wijzigingen voorbehouden. Let ook op de verdere productdocumentatie!

WAGO BeLux nv  
Excelsiorlaan 11  
1930 Zaventem  
Telefoon.: +32 (0)2 717 90 90 | Fax: +32 (0)2 717 90 99  
E-mail: [info-be@wago.com](mailto:info-be@wago.com) | Web: [www.wago.be](http://www.wago.be)

Hebt u vragen over onze producten?  
U kunt ons telefonisch bereiken op het nr. +32 (0) 2 7179090.



Flammability class per UL94	V0
Weight	3,6 g

### Commercial data

Packaging type	BOX
Country of origin	CN
GTIN	4055143640794
Customs tariff number	39269097900

### Relevante producten

#### Marking accessories



Artikelnummer: 210-833

Marking strips; on reel; 6 mm wide; plain; Self-adhesive; white

[www.wago.com/210-833](http://www.wago.com/210-833)

### Downloads

#### Documentation

##### Bid Text

221-503 GAEB X81 - Datei	19-feb-2019	xml 2,8 kB	Download
221-503 doc - Datei	4-jan-2018	doc 24,1 kB	Download

#### Additional Information

Technical explanations	3-apr-2019	pdf 2,1 MB	Download
------------------------	------------	---------------	----------

### CAD/CAE-Data

#### CAD data

2D/3D Models 221-503	URL	Download
----------------------	-----	----------

#### CAE data


ZUKEN Portal 221-503	URL	Download
----------------------	-----	----------

Wijzigingen voorbehouden. Let ook op de verdere productdocumentatie!

WAGO BeLux nv  
 Excelsiorlaan 11  
 1930 Zaventem  
 Telefoon.: +32 (0)2 717 90 90 | Fax: +32 (0)2 717 90 99  
 E-mail: [info-be@wago.com](mailto:info-be@wago.com) | Web: [www.wago.be](http://www.wago.be)

Hebt u vragen over onze producten?  
 U kunt ons telefonisch bereiken op het nr. +32 (0) 2 7179090.

## Gebruiksaanwijzingen




Inserting a connector into the mounting carrier.




Removing a connector from the mounting carrier.

## Conductor termination




Inserting a conductor.



Horizontal screw mounting




Vertical screw mounting



Horizontal mounting via snap-in foot

Wijzigingen voorbehouden. Let ook op de verdere productdocumentatie!



Vertical mounting via snap-in foot

### Strain relief




Use a cable tie to secure the conductors to the strain relief plate.



The strain relief plate can be removed.

### Testing



Testing a connector mounted on the carrier via test slot.


### Application

Wijzigingen voorbehouden. Let ook op de verdere productdocumentatie!



Connecting a light to the mains.

#### Marking



Labeling

Wijzigingen voorbehouden. Let ook op de verdere productdocumentatie!