

## Gegevensblad | Artikelnummer: 2273-204

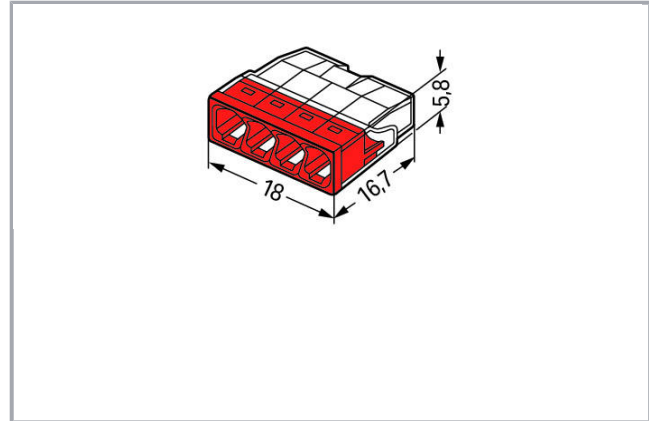
COMPACT splicing connector; for solid conductors; max. 2.5 mm<sup>2</sup>; 4-conductor; transparent housing; red cover; Surrounding air temperature: max 60°C (T60); 2,50 mm<sup>2</sup>; transparent

[www.wago.com/2273-204](http://www.wago.com/2273-204)



RoHS ✓  
Compliant

BOMcheck.net



### Artikelbeschrijving

Advantages:

- Convenient wiring via an extremely compact design
- Push-in termination of up to eight solid conductors
- Cross-section range: 0.5 ... 2.5 mm<sup>2</sup>
- Any combination of conductor sizes is possible
- PUSH WIRE® connection terminates solid ("s") copper conductors

### Note:

#### Terminating Aluminum Conductors

WAGO spring clamp terminal blocks are suitable for solid aluminum conductors up to 4 mm<sup>2</sup>/12 AWG if WAGO "Alu-Plus" Contact Paste is used for termination.

"Alu-Plus" Contact Paste Advantages:

- Automatically destroys the oxide film during clamping.
- Prevents fresh oxidation at the clamping point.
- Prevents electrolytic corrosion between aluminum and copper conductors (in the same terminal block).

Wijzigingen voorbehouden. Let ook op de verdere productdocumentatie!

WAGO BeLux nv  
Excelsiorlaan 11  
1930 Zaventem  
Telefoon.: +32 (0)2 717 90 90 | Fax: +32 (0)2 717 90 99  
E-mail: [info-be@wago.com](mailto:info-be@wago.com) | Web: [www.wago.be](http://www.wago.be)

Hebt u vragen over onze producten?  
U kunt ons telefonisch bereiken op het nr. +32 (0) 2 7179090.



- Provides long-term protection against corrosion.

For spring clamp connections with PUSH WIRE® connection technology, **WAGO recommends that the aluminum conductor first be cleaned** and then immediately inserted into the clamping unit filled with "Alu-Plus" contact paste.

It is also possible to apply WAGO "Alu-Plus" **additionally** on the whole surface of the aluminum conductor before termination.

Please note that the nominal currents must be adapted to the reduced conductivity of the aluminum conductors::

2.5 mm<sup>2</sup> = 16 A

4 mm<sup>2</sup> = 22 A

**Safety information 1:**

in grounded power lines

## Gegevens

### Electrical data

#### Ratings per IEC/EN 60664-1

Ratings per	IEC/EN 60664-1
Nominal voltage (II/2)	450 V
Rated surge voltage (II/2)	4 kV
Rated current	24 A
Legend (ratings)	(II / 2) ≙ Overvoltage category II / Pollution degree 2

### Connection data

Connection technology	PUSH WIRE®
Actuation type	Push-in
Connectable conductor materials	Copper Aluminum
Solid conductor	0.5 ... 2.5 mm <sup>2</sup> / 20 ... 16 AWG
Strip length	11 mm / 0.43 inch
Total number of connection points	4
Total number of potentials	1
Wiring type	Side-entry wiring

### Geometrical Data

Width	18 mm / 0.709 inch
Height	5.8 mm / 0.228 inch
Depth	16.7 mm / 0.657 inch

Wijzigingen voorbehouden. Let ook op de verdere productdocumentatie!

WAGO BeLux nv  
Excelsiorlaan 11  
1930 Zaventem  
Telefoon.: +32 (0)2 717 90 90 | Fax: +32 (0)2 717 90 99  
E-mail: [info-be@wago.com](mailto:info-be@wago.com) | Web: [www.wago.be](http://www.wago.be)

Hebt u vragen over onze producten?  
U kunt ons telefonisch bereiken op het nr. +32 (0) 2 7179090.

## Material Data

Color	transparent
Cover color	red
Flammability class per UL94	V2
Fire load	0,025 MJ
Weight	1,3 g

## Environmental Requirements


Surrounding air temperature (operation)	60 ... 60 °C
Continuous operating temperature	105 ... 105 °C
Temperature marking per EN 60998	T60

## Commercial data



Product Group	7 (Push Wire Conn.)
Packaging type	BOX
Country of origin	DE
GTIN	4050821027867
Customs tariff number	85369010000

## Vergunningen / certificaten

### Country specific Approvals

Logo	Vergunning	Norm	Certificaatsnaam
	VDE VDE Prüf- und Zertifizierungsinstitut	EN 60998	40029794

### Ship Approvals

Logo	Vergunning	Norm	Certificaatsnaam
	ABS American Bureau of Shipping	-	15-HG1419918-PDA
	DNV GL Det Norske Veritas, Germanischer Lloyd	EN 60998	TAE000015T
	LR	EN 60998	04/20013 (E8)

Wijzigingen voorbehouden. Let ook op de verdere productdocumentatie!

WAGO BeLux nv  
 Excelsiorlaan 11  
 1930 Zaventem  
 Telefoon.: +32 (0)2 717 90 90 | Fax: +32 (0)2 717 90 99  
 E-mail: [info-be@wago.com](mailto:info-be@wago.com) | Web: [www.wago.be](http://www.wago.be)

Hebt u vragen over onze producten?  
 U kunt ons telefonisch bereiken op het nr. +32 (0) 2 7179090.



Lloyds Register

## Relevante producten

### General accessories



Artikelnummer: 249-130

Syringe; Contents: 20 ml Alu-Plus contact paste

[www.wago.com/249-130](http://www.wago.com/249-130)

### Mounting adapter



Artikelnummer: 2273-500

Mounting carrier; for single- and double-row con.; 2273 Series; for DIN-35 rail mounting/screw mounting; orange

[www.wago.com/2273-500](http://www.wago.com/2273-500)

## Downloads

### Documentation

#### Bid Text

2273-204 doc - Datei	17-mei-2017	doc 25,1 kB	Download
-------------------------	-------------	----------------	----------

2273-204 GAEB X81 - Datei	19-feb-2019	xml 3,2 kB	Download
------------------------------	-------------	---------------	----------

#### Additional Information

Technical explanations	3-apr-2019	pdf 2,1 MB	Download
------------------------	------------	---------------	----------

## CAD/CAE-Data

### CAD data

2D/3D Models 2273-204	URL	Download
-----------------------	-----	----------

### CAE data

EPLAN Data Portal 2273-204	URL	Download
----------------------------	-----	----------

WSCAD Universe 2273-204	URL	Download
-------------------------	-----	----------


Wijzigingen voorbehouden. Let ook op de verdere productdocumentatie!

WAGO BeLux nv  
Excelsiorlaan 11  
1930 Zaventem  
Telefoon.: +32 (0)2 717 90 90 | Fax: +32 (0)2 717 90 99  
E-mail: [info-be@wago.com](mailto:info-be@wago.com) | Web: [www.wago.be](http://www.wago.be)


Hebt u vragen over onze producten?  
U kunt ons telefonisch bereiken op het nr. +32 (0) 2 7179090.

## Gebruiksaanwijzingen


### Conductor termination



Strip solid conductor to 11 mm / 0.43 inch (see marking).




The transparent housing shows if conductors are fully inserted; within the colored base, a clear port shows if the conductor's strip length is correct.



Termination: Insert stripped solid conductor until it hits backstop.

Conductors are correctly stripped if the clear port shows no bare conductor on the unprinted connector side. Picture shows center conductor with exceeded strip length.



Removal: Hold conductor to be removed and twist alternately left and right while pulling the connector.

### Testing

Wijzigingen voorbehouden. Let ook op de verdere productdocumentatie!



Testing via test port opposite to conductor entry.

Wijzigingen voorbehouden. Let ook op de verdere productdocumentatie!

WAGO BeLux nv  
Excelsiorlaan 11  
1930 Zaventem  
Telefoon.: +32 (0)2 717 90 90 | Fax: +32 (0)2 717 90 99  
E-mail: [info-be@wago.com](mailto:info-be@wago.com) | Web: [www.wago.be](http://www.wago.be)

Hebt u vragen over onze producten?  
U kunt ons telefonisch bereiken op het nr. +32 (0) 2 7179090.