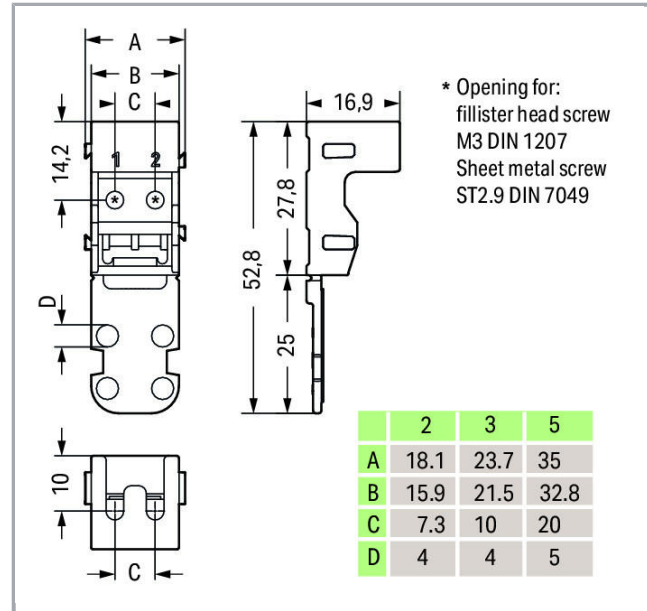


# Gegevensblad | Artikelnummer: 221-505/000-004

Mounting carrier; for 5-conductor terminal blocks; 221 Series - 4 mm<sup>2</sup>; for screw mounting; black



[www.wago.com/221-505/000-004](http://www.wago.com/221-505/000-004)



\* Opening for:  
fillister head screw  
M3 DIN 1207  
Sheet metal screw  
ST2.9 DIN 7049

RoHS  Compliant

[BOMcheck.net](https://www.bomcheck.net)

Kleur: ■

## Gegevens

### Geometrical Data

Width	35 mm / 1.378 inch
Height from the surface	16.9 mm / 0.665 inch
Depth	52.8 mm / 2.079 inch

### Mechanical data

Mounting type	Screw mount
Suitable	für 5-Leiter-Klemmen (4 mm <sup>2</sup> )

Wijzigingen voorbehouden. Let ook op de verdere productdocumentatie!

WAGO BeLux nv  
Excelsiorlaan 11  
1930 Zaventem  
Telefoon.: +32 (0)2 717 90 90 | Fax: +32 (0)2 717 90 99  
E-mail: [info-be@wago.com](mailto:info-be@wago.com) | Web: [www.wago.be](http://www.wago.be)

Hebt u vragen over onze producten?  
U kunt ons telefonisch bereiken op het nr. +32 (0) 2 7179090.

## Material Data

Color	black
Insulation material	Polyamide 66 (PA66)
Flammability class per UL94	V0
Weight	4,9 g

## Commercial data

Packaging type	BOX
Country of origin	CN
GTIN	4055143640848
Customs tariff number	39269097900

## Relevante producten

### Marking accessories

**Artikelnummer: 210-833**

Marking strips; on reel; 6 mm wide; plain; Self-adhesive; white

[www.wago.com/210-833](http://www.wago.com/210-833)

## Downloads

### Documentation

#### Bid Text

221-505/000-004 GAEB X81 - Datei	19-feb-2019	xml 2,8 kB	Download
221-505/000-004 doc - Datei	4-jan-2018	doc 24,6 kB	Download

#### Additional Information

Technical explanations	3-apr-2019	pdf 2,1 MB	Download
------------------------	------------	---------------	----------

## CAD/CAE-Data

### CAD data

2D/3D Models 221-505/000-004	URL	Download
------------------------------	-----	----------

Wijzigingen voorbehouden. Let ook op de verdere productdocumentatie!

WAGO BeLux nv  
Excelsiorlaan 11  
1930 Zaventem  
Telefoon.: +32 (0)2 717 90 90 | Fax: +32 (0)2 717 90 99  
E-mail: [info-be@wago.com](mailto:info-be@wago.com) | Web: [www.wago.be](http://www.wago.be)

Hebt u vragen over onze producten?  
U kunt ons telefonisch bereiken op het nr. +32 (0) 2 7179090.


## CAE data

ZUKEN Portal 221-505/000-004


[URL](#)

[Download](#)

## Gebruiksaanwijzingen




Inserting a connector into the mounting carrier.




Removing a connector from the mounting carrier.

## Conductor termination




Inserting a conductor.


Wijzigingen voorbehouden. Let ook op de verdere productdocumentatie!




Horizontal screw mounting



Vertical screw mounting



Horizontal mounting via snap-in foot




Vertical mounting via snap-in foot

### Strain relief




Use a cable tie to secure the conductors to the strain relief plate.



The strain relief plate can be removed.

### Testing

Wijzigingen voorbehouden. Let ook op de verdere productdocumentatie!




Testing a connector mounted on the carrier via test slot.

#### Application



Connecting a light to the mains.

#### Marking



Labeling

Wijzigingen voorbehouden. Let ook op de verdere productdocumentatie!

WAGO BeLux nv  
Excelsiorlaan 11  
1930 Zaventem  
Telefoon.: +32 (0)2 717 90 90 | Fax: +32 (0)2 717 90 99  
E-mail: [info-be@wago.com](mailto:info-be@wago.com) | Web: [www.wago.be](http://www.wago.be)

Hebt u vragen over onze producten?  
U kunt ons telefonisch bereiken op het nr. +32 (0) 2 7179090.